



squadrasportiva
by **NOVITEC**



Mounting Guidelines



Novitec Sport Shifter



abarthsportiva



alfasportiva




fiatsportiva




squadrasportiva
by NOVITEC

1



Unlock shift cable from ball joint.

2



Remove the two M8 bolts.

Importantant:

Support the shifter with a piece of wood so no forces reach the gearbox

3



Fit the Sport shifter now on the OEM shifter.


Importantant:

Support the shifter again while tightening the 2 M8 bolts so no forces reach the inner gearbox.



squadrasportiva
by NOVITEC

4



5



Fit back in place: ECU, Battery housing
and battery.

Ready!