



**squadrasportiva**  
by **NOVITEC**



# Mounting Guidelines



**Novitec Sport-Shifter M32**



**abarth**sportiva




**alfa**sportiva




**fiat**sportiva



squadrasportiva  
by **NOVITEC**



Remove cables from ball joints.  
Drill 5 mm hole into the metal cap on top of the Linkage. (Drill as far on the edge as possible)



Remove the metal cap.



Remove the nut.



squadrasportiva  
by **NOVITEC**

1




**ATTENTION:**

The old linkage can be hard to remove on some old Rusty models.

Use a pulley removal tool if necessary. Try not to Damage the gear shaft!!!

Mostly the old linkage will come off when pulling and wiggling gently by hand.

2



Now the Novitec Sport-Shifter will be fit!

**ATTENTION:**

Please be sure on the right position.

See on the pictures!!!

2

**Position!**





squadrasportiva  
by NOVITEC



Fit nut back and tighten good.



Fit plastic dirt cap.



squadrasportiva  
by **NOVITEC**

3



Fit cables back.

Ready!!!